



Consumer Affected /Interrupted Basis on the Reliability Index (SAIFI, SAIDI & CAIDI) for Urban/Rural areas for the period of 2017-18

| Sl.No. | DISCOM | Name of the Circle/Area | Type of the Circle/Area (Rural/Urban) | Total Nos of feeders (U/R) in the Circle Area | Total Nos. of feeders (U/R) affected in the Circle Area | Total Nos. of Consumers (U/R) in the feeders in the Circle Area | Nos of interruptions (>3 min/ 5 min/10 min) | Duration of interruptions (>3 min/ 5 min/10 min) | Nos. of consumers in the affected feeders | SAIFI | SAIDI minutes | CAIDI minutes | RI | |
|--------|--------------------|-------------------------|---------------------------------------|---|---|---|---|--|---|-----------------------|-----------------------|---------------|--------------|--------------|
| | | | | | | Ct | Ni | Ti | Ci | $\Sigma Ni * Ci / Ct$ | $\Sigma Ti * Ci / Ct$ | SAIDI/SAIFI | | |
| 1 | HESCOM | Hubballi | Urban | 162 | 162 | 495211 | 49930 | 2172409 | 495211 | 308 | 13410 | 44 | 97.4% | |
| 2 | | Haveri | Urban | 44 | 44 | 131416 | 15436 | 785867 | 131416 | 351 | 17861 | 51 | 96.6% | |
| 3 | | Sirsi | Urban | 50 | 50 | 175214 | 10619 | 462395 | 175214 | 212 | 9248 | 44 | 98.2% | |
| 4 | | Belagavi | Urban | 76 | 76 | 275790 | 9693 | 482645 | 275790 | 128 | 6351 | 50 | 98.8% | |
| 5 | | Chikkodi | Urban | 15 | 15 | 92112 | 6286 | 201525 | 92112 | 419 | 13435 | 32 | 97.4% | |
| 6 | | Vijayapur | Urban | 36 | 36 | 180422 | 25680 | 534939 | 180422 | 713 | 14859 | 21 | 97.2% | |
| 7 | | Bagalkot | Urban | 52 | 52 | 195368 | 21209 | 827912 | 195368 | 408 | 15921 | 39 | 97.0% | |
| | | Total Urban | | | 435 | 435 | 1545533 | 138853 | 5467692 | 1545533 | 319 | 12569 | 39 | 97.6% |
| 1 | | Hubballi | Rural | 217 | 217 | 399678 | 114717 | 6332803 | 399678 | 529 | 29183 | 55 | 94.4% | |
| 2 | | Haveri | Rural | 327 | 327 | 371486 | 143761 | 9856303 | 371486 | 440 | 30142 | 69 | 94.3% | |
| 3 | | Sirsi | Rural | 112 | 112 | 316041 | 62576 | 2727871 | 316041 | 559 | 24356 | 44 | 95.4% | |
| 4 | | Belagavi | Rural | 493 | 493 | 572372 | 230599 | 10304209 | 572372 | 468 | 20901 | 45 | 96.0% | |
| 5 | | Chikkodi | Rural | 454 | 454 | 377518 | 114855 | 7910115 | 377518 | 253 | 17423 | 69 | 96.7% | |
| 6 | | Vijayapur | Rural | 441 | 441 | 408682 | 168771 | 8493251 | 408682 | 383 | 19259 | 50 | 96.3% | |
| 7 | Bagalkot | Rural | 492 | 492 | 355846 | 146212 | 7976123 | 355846 | 297 | 16212 | 55 | 96.9% | | |
| | Total Rural | | | 2536 | 2536 | 2801623 | 981491 | 53600675 | 2801623 | 387 | 21136 | 55 | 96.0% | |


General Manager
Technical


Load Affected /Interrupted Basis on the Reliability Index (SAIFI, SAIDI & CAIDI) for Urban/Rural Areas for the period of 2017-18

| Sl.No. | ESCOM | Name of the Circle/Area | Type of the Circle/Area (Rural/Urban) | Total Nos of feeders (U/R) in the Circle Area | Total Nos. of Consumers (U/R) in the feeders in the Circle Area | Connected Load (in KWs) (U/R) in the feeders in the Circle Area | Nos of interruptions (>3 min/ 5 min/10 min) | Duration of interruptions (>3 min/ 5 min/10 min) | Affected Load (kW) in the feeders | SAIFI | SAIDI minutes | CAIDI, minutes | RI | |
|--------|--------------------|-------------------------|---------------------------------------|---|---|---|---|--|-----------------------------------|----------------|---------------|----------------|--------------|--------------|
| | | | | | Ct | Li | Ni | Ti | Li | ENi * Li/Ct | ETi * Li/Ct | SAIDI/SAIFI | | |
| 1 | HESCOM | Hubballi | Urban | 162 | 495211 | 573084 | 49930 | 2172409 | 573084 | 357 | 15519 | 44 | 97.0% | |
| 2 | | Haveri | Urban | 44 | 131416 | 199421 | 15436 | 785867 | 199421 | 532 | 27103 | 51 | 94.8% | |
| 3 | | Sirsi | Urban | 50 | 175214 | 255707 | 10619 | 462395 | 255707 | 310 | 13496 | 44 | 97.4% | |
| 4 | | Belagavi | Urban | 76 | 275790 | 467603 | 9693 | 482645 | 467603 | 216 | 10767 | 50 | 98.0% | |
| 5 | | Chikkodi | Urban | 15 | 92112 | 122432 | 6286 | 201525 | 122432 | 557 | 17857 | 32 | 96.6% | |
| 6 | | Vijayapur | Urban | 36 | 180422 | 324080 | 25680 | 534939 | 324080 | 1281 | 26691 | 21 | 94.9% | |
| 7 | | Bagalkot | Urban | 52 | 195368 | 286725 | 21209 | 827912 | 286725 | 599 | 23366 | 39 | 95.6% | |
| | | Total Urban | | | 435 | 1545533 | 2229051 | 138853 | 5467692 | 2229051 | 460 | 18128 | 39 | 96.6% |
| 1 | | Hubballi | Rural | 217 | 399678 | 401699 | 114717 | 6332803 | 401699 | 531 | 29331 | 55 | 94.4% | |
| 2 | | Haveri | Rural | 327 | 371486 | 482766 | 143761 | 9856303 | 482766 | 571 | 39171 | 69 | 92.5% | |
| 3 | | Sirsi | Rural | 112 | 316041 | 364245 | 62576 | 2727871 | 364245 | 644 | 28071 | 44 | 94.7% | |
| 4 | | Belagavi | Rural | 493 | 572372 | 1267209 | 230599 | 10304209 | 1267209 | 1036 | 46274 | 45 | 91.2% | |
| 5 | | Chikkodi | Rural | 454 | 377518 | 1217237 | 114855 | 7910115 | 1217237 | 816 | 56178 | 69 | 89.3% | |
| 6 | | Vijayapur | Rural | 441 | 408682 | 874476 | 168771 | 8493251 | 874476 | 819 | 41210 | 50 | 92.2% | |
| 7 | | Bagalkot | Rural | 492 | 355846 | 938540 | 146212 | 7976123 | 938540 | 784 | 42758 | 55 | 91.9% | |
| | Total Rural | | | 2536 | 2801623 | 5546173 | 981491 | 53600675 | 5546173 | 766 | 41841 | 55 | 92.0% | |


General Manager
Technical

Consumer Affected /Interrupted Basis on the Reliability Index (SAIFI, SAIDI & CAIDI) for Urban/Rural areas for the period of 2018-19

| Sl.No. | DISCOM | Name of the Circle/Area | Type of the Circle/Area (Rural/Urban) | Total Nos of feeders (U/R) in the Circle Area | Total Nos. of feeders (U/R) affected in the Circle Area | Total Nos. of Consumers (U/R) in the feeders in the Circle Area | Nos of interruptions (>3 min/ 5 min/10 min) | Duration of interruptions (>3 min/ 5 min/10 min) | Nos. of consumers in the affected feeders | SAIFI | SAIDI minutes | CAIDI minutes | RI | |
|--------|--------------------|-------------------------|---------------------------------------|---|---|---|---|--|---|----------------|---------------|---------------|--------------|--------------|
| | | | | | | Ct | Ni | Ti | Ci | ENi * Ci/Ct | ΣTi * Ci/Ct | SAIDI/SAIFI | | |
| 1 | HESCOM | Hubballi | Urban | 167 | 167 | 535269 | 57258 | 1916214 | 535269 | 343 | 11474 | 33 | 97.8% | |
| 2 | | Haveri | Urban | 45 | 45 | 138220 | 18297 | 811715 | 138220 | 407 | 18038 | 44 | 96.6% | |
| 3 | | Sirsi | Urban | 51 | 51 | 177395 | 11773 | 222693 | 177395 | 231 | 4367 | 19 | 99.2% | |
| 4 | | Belagavi | Urban | 80 | 80 | 285819 | 9975 | 466302 | 285819 | 125 | 5829 | 47 | 98.9% | |
| 5 | | Chikkodi | Urban | 17 | 17 | 96837 | 6486 | 163653 | 96837 | 382 | 9627 | 25 | 98.2% | |
| 6 | | Vijayapur | Urban | 37 | 37 | 189577 | 26656 | 630358 | 189577 | 720 | 17037 | 24 | 96.8% | |
| 7 | | Bagalkot | Urban | 51 | 51 | 213255 | 21005 | 730134 | 213255 | 412 | 14316 | 35 | 97.3% | |
| | | Total Urban | | | 448 | 448 | 1636372 | 151450 | 4941069 | 1636372 | 338 | 11029 | 33 | 97.9% |
| 1 | | Hubballi | Rural | 230 | 230 | 437578 | 138689 | 7605248 | 437578 | 603 | 33066 | 55 | 93.7% | |
| 2 | | Haveri | Rural | 351 | 351 | 380412 | 183186 | 15357310 | 380412 | 522 | 43753 | 84 | 91.7% | |
| 3 | | Sirsi | Rural | 113 | 113 | 330033 | 76045 | 2065342 | 330033 | 673 | 18277 | 27 | 96.5% | |
| 4 | | Belagavi | Rural | 517 | 517 | 629584 | 243471 | 14856893 | 629584 | 471 | 28737 | 61 | 94.5% | |
| 5 | | Chikkodi | Rural | 484 | 484 | 432540 | 130470 | 8446049 | 432540 | 270 | 17451 | 65 | 96.7% | |
| 6 | | Vijayapur | Rural | 472 | 472 | 489747 | 232758 | 12383836 | 489747 | 493 | 26237 | 53 | 95.0% | |
| 7 | Bagalkot | Rural | 511 | 511 | 374938 | 174118 | 8932011 | 374938 | 341 | 17479 | 51 | 96.7% | | |
| | Total Rural | | | 2678 | 2678 | 3074832 | 1178737 | 69646688 | 3074832 | 440 | 26007 | 59 | 95.1% | |


General Manager
Technical

Load Affected /Interrupted Basis on the Reliability Index (SAIFI, SAIDI & CAIDI) for Urban/Rural Areas for the period of 2018-19

| Sl.No. | DISCOM | Name of the Circle/Area | Type of the Circle/Area (Rural/Urban) | Total Nos of feeders (U/R) in the Circle Area | Total Nos. of Consumers (U/R) in the feeders in the Circle Area | Connected Load (in KWs) (U/R) in the feeders in the Circle Area | Nos of interruptions (>3 min/ 5 min/10 min) | Duration of interruptions (>3 min/ 5 min/10 min) | Affected Load (kW) in the feeders | SAIFI | SAIDI minutes | CAIDI, minutes | RI | |
|--------|--------------------|-------------------------|---------------------------------------|---|---|---|---|--|-----------------------------------|----------------|---------------|----------------|--------------|--------------|
| | | | | | Ct | Li | Ni | Ti | Li | ENi * Li/Ct | ETi * Li/Ct | SAIDI/SAIFI | | |
| 1 | HESCOM | Hubballi | Urban | 167 | 535269 | 599571 | 57258 | 1916214 | 599571 | 384 | 12853 | 33 | 97.6% | |
| 2 | | Haveri | Urban | 45 | 138220 | 247166 | 18297 | 811715 | 247166 | 727 | 32256 | 44 | 93.9% | |
| 3 | | Sirsi | Urban | 51 | 177395 | 219458 | 11773 | 222693 | 219458 | 286 | 5402 | 19 | 99.0% | |
| 4 | | Belagavi | Urban | 80 | 285819 | 475936 | 9975 | 466302 | 475936 | 208 | 9706 | 47 | 98.2% | |
| 5 | | Chikkodi | Urban | 17 | 96837 | 131580 | 6486 | 163653 | 131580 | 518 | 13080 | 25 | 97.5% | |
| 6 | | Vijayapur | Urban | 37 | 189577 | 346568 | 26656 | 630358 | 346568 | 1317 | 31145 | 24 | 94.1% | |
| 7 | | Bagalkot | Urban | 51 | 213255 | 299200 | 21005 | 730134 | 299200 | 578 | 20086 | 35 | 96.2% | |
| | | Total Urban | | | 448 | 1636372 | 2319478 | 151450 | 4941069 | 2319478 | 479 | 15633 | 33 | 97.0% |
| 1 | | Hubballi | Rural | 230 | 437578 | 461734 | 138689 | 7605248 | 461734 | 636 | 34892 | 55 | 93.4% | |
| 2 | | Haveri | Rural | 351 | 380412 | 557689 | 183186 | 15357310 | 557689 | 765 | 64142 | 84 | 87.8% | |
| 3 | | Sirsi | Rural | 113 | 330033 | 383899 | 76045 | 2065342 | 383899 | 783 | 21260 | 27 | 96.0% | |
| 4 | | Belagavi | Rural | 517 | 629584 | 1283374 | 243471 | 14856893 | 1283374 | 960 | 58578 | 61 | 88.9% | |
| 5 | | Chikkodi | Rural | 484 | 432540 | 1247689 | 130470 | 8446049 | 1247689 | 778 | 50337 | 65 | 90.4% | |
| 6 | | Vijayapur | Rural | 472 | 489747 | 1142279 | 232758 | 12383836 | 1142279 | 1150 | 61195 | 53 | 88.4% | |
| 7 | Bagalkot | Rural | 511 | 374938 | 1043617 | 174118 | 8932011 | 1043617 | 948 | 48653 | 51 | 90.7% | | |
| | Total Rural | | | 2678 | 3074832 | 6120280 | 1178737 | 69646688 | 6120280 | 876 | 51765 | 59 | 90.2% | |


General Manager
Technical

Consumer Affected /Interrupted Basis on the Reliability Index (SAIFI, SAIDI & CAIDI) for Urban/Rural areas for the period of 2019-20

| Sl.No. | DISCOM | Name of the Circle/Area | Type of the Circle/Area (Rural/Urban) | Total Nos of feeders (U/R) in the Circle Area | Total Nos. of feeders (U/R) affected in the Circle Area | Total Nos. of Consumers (U/R) in the feeders in the Circle Area | Nos of interruptions (>3 min/ 5 min/10 min) | Duration of interruptions (>3 min/ 5 min/10 min) | Nos. of consumers in the affected feeders | SAIFI | SAIDI minutes | CAIDI minutes | RI | |
|--------|--------------------|-------------------------|---------------------------------------|---|---|---|---|--|---|----------------|---------------|---------------|--------------|--------------|
| | | | | | | Ct | Ni | Ti | Ci | ΣNi * Ci/Ct | ΣTi * Ci/Ct | SAIDI/SAIFI | | |
| 1 | HESCOM | Hubballi | Urban | 175 | 175 | 574474 | 55453 | 2080388 | 574474 | 317 | 11888 | 38 | 97.7% | |
| 2 | | Haveri | Urban | 45 | 45 | 139045 | 18057 | 711860 | 139045 | 401 | 15819 | 39 | 97.0% | |
| 3 | | Sirsi | Urban | 53 | 53 | 193735 | 19136 | 526507 | 193735 | 361 | 9934 | 28 | 98.1% | |
| 4 | | Belagavi | Urban | 80 | 80 | 301961 | 13377 | 580777 | 301961 | 167 | 7260 | 43 | 98.6% | |
| 5 | | Chikkodi | Urban | 16 | 16 | 92326 | 6027 | 198519 | 92326 | 377 | 12407 | 33 | 97.6% | |
| 6 | | Vijayapur | Urban | 45 | 45 | 206453 | 43840 | 901927 | 206453 | 974 | 20043 | 21 | 96.2% | |
| 7 | | Bagalkot | Urban | 53 | 53 | 233805 | 31443 | 1269618 | 233805 | 593 | 23955 | 40 | 95.5% | |
| | | Total Urban | | | 467 | 467 | 1741799 | 187333 | 6269594 | 1741799 | 401 | 13425 | 33 | 97.5% |
| 1 | | Hubballi | Rural | 258 | 258 | 504592 | 152591 | 9096041 | 504592 | 591 | 35256 | 60 | 93.3% | |
| 2 | | Haveri | Rural | 367 | 367 | 385024 | 203226 | 16558061 | 385024 | 554 | 45117 | 81 | 91.4% | |
| 3 | | Sirsi | Rural | 130 | 130 | 348747 | 96463 | 3097776 | 348747 | 742 | 23829 | 32 | 95.5% | |
| 4 | | Belagavi | Rural | 557 | 557 | 714894 | 230837 | 14441843 | 714894 | 414 | 25928 | 63 | 95.1% | |
| 5 | | Chikkodi | Rural | 522 | 522 | 483736 | 149687 | 12476670 | 483736 | 287 | 23902 | 83 | 95.5% | |
| 6 | | Vijayapur | Rural | 501 | 501 | 521306 | 268313 | 16273909 | 521306 | 536 | 32483 | 61 | 93.8% | |
| 7 | | Bagalkot | Rural | 562 | 562 | 472360 | 220256 | 13267707 | 472360 | 392 | 23608 | 60 | 95.5% | |
| | Total Rural | | | 2897 | 2897 | 3430659 | 1321373 | 85212008 | 3430659 | 456 | 29414 | 64 | 94.4% | |


General Manager
Technical


Load Affected /Interrupted Basis on the Reliability Index (SAIFI, SAIDI & CAIDI) for Urban/Rural Areas for the period of 2019-20

| Sl.No. | DISCOM | Name of the Circle/Area | Type of the Circle/Area (Rural/Urban) | Total Nos of feeders (U/R) in the Circle Area | Total Nos. of Consumers (U/R) in the feeders in the Circle Area | Connected Load (in KWs) (U/R) in the feeders in the Circle Area | Nos of interruptions (>3 min/ 5 min/10 min) | Duration of interruptions (>3 min/ 5 min/10 min) | Affected Load (kW) in the feeders | SAIFI | SAIDI minutes | CAIDI, minutes | RI |
|--------|--------------------|-------------------------|---------------------------------------|---|---|---|---|--|-----------------------------------|--------------|---------------|----------------|--------------|
| | | | | | Ct | Li | Ni | Ti | Li | ΣNi * Li/Ct | ΣTi * Li/Ct | SAIDI/SAIFI | |
| 1 | HESCOM | Hubballi | Urban | 175 | 574474 | 786463 | 55453 | 2080388 | 786463 | 434 | 16275 | 38 | 96.9% |
| 2 | | Haveri | Urban | 45 | 139045 | 253864 | 18057 | 711860 | 253864 | 733 | 28882 | 39 | 94.5% |
| 3 | | Sirsi | Urban | 53 | 193735 | 279634 | 19136 | 526507 | 279634 | 521 | 14339 | 28 | 97.3% |
| 4 | | Belagavi | Urban | 80 | 301961 | 442570 | 13377 | 580777 | 442570 | 245 | 10640 | 43 | 98.0% |
| 5 | | Chikkodi | Urban | 16 | 92326 | 148931 | 6027 | 198519 | 148931 | 608 | 20014 | 33 | 96.2% |
| 6 | | Vijayapur | Urban | 45 | 206453 | 395969 | 43840 | 901927 | 395969 | 1869 | 38441 | 21 | 92.7% |
| 7 | | Bagalkot | Urban | 53 | 233805 | 335527 | 31443 | 1269618 | 335527 | 851 | 34377 | 40 | 93.5% |
| | | Total Urban | | 467 | 1741799 | 2642957 | 187333 | 6269594 | 2642957 | 609 | 20371 | 33 | 96.1% |
| 1 | | Hubballi | Rural | 258 | 504592 | 523432 | 152591 | 9096041 | 523432 | 614 | 36572 | 60 | 93.1% |
| 2 | | Haveri | Rural | 367 | 385024 | 676634 | 203226 | 16558061 | 676634 | 973 | 79288 | 81 | 85.0% |
| 3 | | Sirsi | Rural | 130 | 348747 | 403146 | 96463 | 3097776 | 403146 | 858 | 27546 | 32 | 94.8% |
| 4 | | Belagavi | Rural | 557 | 714894 | 1476141 | 230837 | 14441843 | 1476141 | 856 | 53537 | 63 | 89.8% |
| 5 | | Chikkodi | Rural | 522 | 483736 | 1368461 | 149687 | 12476670 | 1368461 | 811 | 67616 | 83 | 87.2% |
| 6 | | Vijayapur | Rural | 501 | 521306 | 1215646 | 268313 | 16273909 | 1215646 | 1249 | 75748 | 61 | 85.6% |
| 7 | Bagalkot | Rural | 562 | 472360 | 1236766 | 220256 | 13267707 | 1236766 | 1026 | 61812 | 60 | 88.3% | |
| | Total Rural | | 2897 | 3430659 | 6900225 | 1321373 | 85212008 | 6900225 | 917 | 59161 | 64 | 88.8% | |


General Manager
Technical


Consumer Affected /Interrupted Basis on the Reliability Index (SAIFI, SAIDI & CAIDI) for Urban/Rural areas for the period of 2020-21

| Sl.No. | DISCOM | Name of the Circle/Area | Type of the Circle/Area (Rural/Urban) | Total Nos of feeders (U/R) in the Circle Area | Total Nos. of feeders (U/R) affected in the Circle Area | Total Nos. of Consumers (U/R) in the feeders in the Circle Area | Nos of interruptions (>3 min/ 5 min/10 min) | Duration of interruptions (>3 min/ 5 min/10 min) | Nos. of consumers in the affected feeders | SAIFI | SAIDI minutes | CAIDI minutes | RI | |
|--------|--------------------|-------------------------|---------------------------------------|---|---|---|---|--|---|----------------|---------------|---------------|--------------|--------------|
| | | | | | | Ct | Ni | Ti | Ci | ΣNi * Ci/Ct | ΣTi * Ci/Ct | SAIDI/SAIFI | | |
| 1 | HESCOM | Hubballi | Urban | 177 | 177 | 600645 | 52948 | 1996860 | 600645 | 299 | 11282 | 38 | 97.9% | |
| 2 | | Haveri | Urban | 46 | 46 | 143151 | 17525 | 773580 | 143151 | 381 | 16817 | 44 | 96.8% | |
| 3 | | Sirsi | Urban | 53 | 53 | 198861 | 15141 | 587364 | 198861 | 286 | 11082 | 39 | 97.9% | |
| 4 | | Belagavi | Urban | 98 | 98 | 350487 | 12689 | 932899 | 350487 | 129 | 9519 | 74 | 98.2% | |
| 5 | | Chikkodi | Urban | 16 | 16 | 99470 | 5443 | 150054 | 99470 | 340 | 9378 | 28 | 98.2% | |
| 6 | | Vijayapur | Urban | 48 | 48 | 227225 | 38350 | 617377 | 227225 | 799 | 12862 | 16 | 97.6% | |
| 7 | | Bagalkot | Urban | 56 | 56 | 244216 | 20861 | 803133 | 244216 | 373 | 14342 | 38 | 97.3% | |
| | | Total Urban | | | 494 | 494 | 1864055 | 162957 | 5861267 | 1864055 | 330 | 11865 | 36 | 97.7% |
| 1 | | Hubballi | Rural | 273 | 273 | 470901 | 152460 | 7591202 | 470901 | 558 | 27807 | 50 | 94.7% | |
| 2 | | Haveri | Rural | 380 | 380 | 417999 | 225805 | 16452405 | 417999 | 594 | 43296 | 73 | 91.8% | |
| 3 | | Sirsi | Rural | 138 | 138 | 355446 | 92445 | 3737833 | 355446 | 670 | 27086 | 40 | 94.8% | |
| 4 | | Belagavi | Rural | 573 | 573 | 743904 | 289125 | 17140445 | 743904 | 505 | 29914 | 59 | 94.3% | |
| 5 | | Chikkodi | Rural | 550 | 550 | 564353 | 140852 | 9196318 | 564353 | 256 | 16721 | 65 | 96.8% | |
| 6 | | Vijayapur | Rural | 540 | 540 | 553304 | 231147 | 12314416 | 553304 | 428 | 22804 | 53 | 95.7% | |
| 7 | | Bagalkot | Rural | 579 | 579 | 457223 | 202762 | 9129941 | 457223 | 350 | 15768 | 45 | 97.0% | |
| | Total Rural | | | 3033 | 3033 | 3563130 | 1334596 | 75562561 | 3563130 | 440 | 24913 | 57 | 95.3% | |


General Manager
Technical

Load Affected /Interrupted Basis on the Reliability Index (SAIFI, SAIDI & CAIDI) for Urban/Rural Areas for the period of 2020-21

| Sl.No. | DISCOM | Name of the Circle/Area | Type of the Circle/Area (Rural/Urban) | Total Nos of feeders (U/R) in the Circle Area | Total Nos. of Consumers (U/R) in the feeders in the Circle Area | Connected Load (in KWs) (U/R) in the feeders in the Circle Area | Nos of interruptions (>3 min/ 5 min/10 min) | Duration of interruptions (>3 min/ 5 min/10 min) | Affected Load (kW) in the feeders | SAIFI | SAIDI minutes | CAIDI, minutes | RI | |
|--------|--------------------|-------------------------|---------------------------------------|---|---|---|---|--|-----------------------------------|-----------------------|-----------------------|----------------|--------------|--------------|
| | | | | | Ct | Li | Ni | Ti | LI | $\Sigma Ni * Li / Ct$ | $\Sigma Ti * Li / Ct$ | SAIDI/SAIFI | | |
| 1 | HESCOM | Hubballi | Urban | 177 | 600645 | 941094 | 52948 | 1996860 | 941094 | 469 | 17676 | 38 | 96.6% | |
| 2 | | Haveri | Urban | 46 | 143151 | 263787 | 17525 | 773580 | 263787 | 702 | 30989 | 44 | 94.1% | |
| 3 | | Sirsi | Urban | 53 | 198861 | 310604 | 15141 | 587364 | 310604 | 446 | 17310 | 39 | 96.7% | |
| 4 | | Belagavi | Urban | 98 | 350487 | 625480 | 12689 | 932899 | 625480 | 231 | 16988 | 74 | 96.8% | |
| 5 | | Chikkodi | Urban | 16 | 99470 | 157564 | 5443 | 150054 | 157564 | 539 | 14856 | 28 | 97.2% | |
| 6 | | Vijayapur | Urban | 48 | 227225 | 424607 | 38350 | 617377 | 424607 | 1493 | 24035 | 16 | 95.4% | |
| 7 | | Bagalkot | Urban | 56 | 244216 | 343743 | 20861 | 803133 | 343743 | 524 | 20186 | 38 | 96.2% | |
| | | Total Urban | | | 494 | 1864055 | 3066879 | 162957 | 5861267 | 3066879 | 543 | 19521 | 36 | 96.3% |
| 1 | | Hubballi | Rural | 273 | 470901 | 559197 | 152460 | 7591202 | 559197 | 663 | 33020 | 50 | 93.7% | |
| 2 | | Haveri | Rural | 380 | 417999 | 720189 | 225805 | 16452405 | 720189 | 1024 | 74596 | 73 | 85.8% | |
| 3 | | Sirsi | Rural | 138 | 355446 | 413167 | 92445 | 3737833 | 413167 | 779 | 31484 | 40 | 94.0% | |
| 4 | | Belagavi | Rural | 573 | 743904 | 1526768 | 289125 | 17140445 | 1526768 | 1036 | 61394 | 59 | 88.3% | |
| 5 | | Chikkodi | Rural | 550 | 564353 | 1492146 | 140852 | 9196318 | 1492146 | 677 | 44209 | 65 | 91.6% | |
| 6 | | Vijayapur | Rural | 540 | 553304 | 1277627 | 231147 | 12314416 | 1277627 | 988 | 52658 | 53 | 90.0% | |
| 7 | Bagalkot | Rural | 579 | 457223 | 1322584 | 202762 | 9129941 | 1322584 | 1013 | 45613 | 45 | 91.3% | | |
| | Total Rural | | | 3033 | 3563130 | 7311678 | 1334596 | 75562561 | 7311678 | 903 | 51123 | 57 | 90.3% | |


General Manager
Technical